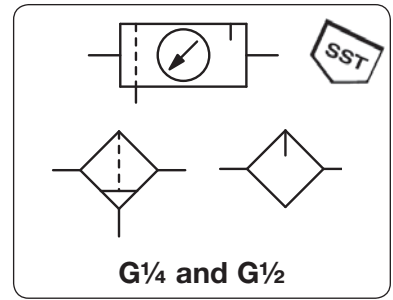


Stainless Steel FRL Service Unit, Filter and Lubricator

C10-S / F10-S / L10-S

Description	Compact FRL service unit, filter and lubricator made of stainless steel with high volume flow.	
Media	compressed air or gases	
Supply pressure	max. 21 bar	
Adjustment	by plastic knob with snap-lock	
Relieving function	relieving, optionally non-relieving	
Gauge port	G¼ on both sides of the body of (filter) pressure regulator, screw plugs supplied	
Filter element	40 µm of polypropylene at C1., 40 µm, 20 µm and 5 µm of polypropylene and 0.3 µm of borosilicate stainless steel version without sight glass, optionally with sight glass	
Bowl	manual drain as standard for max. 21 bar, optionally automatic drain for max. 12 bar	
Drainage	0 °C to 50 °C / 32 °F to 122 °F for automatic drain version	
Temperature range	0 °C to 70 °C / 32 °F to 158 °F for stainless steel bowl with sight glass 0 °C to 80 °C / 32 °F to 176 °F for stainless steel bowl without sight glass	
Material	Body: stainless steel 316, material no. 1.4401 Spring cage: glass fibre-reinforced plastic Bowl: stainless steel 316, material no. 1.4401	Elastomer: FKM Inner valve: stainless steel and plastic



Dimensions			Description	Flow rate		Filter element	Connection thread	Order number
A	B	C		m³/h*1	l/min*1			

FRL service unit				supply pressure max. 21 bar, outlet 0.3...9 bar, 40 µm, manual drain, relieving, with pressure gauge			C10-S/C11-S	
140	218	127	B11+L10	48	800	40	G½	C11-04CJS
220	162	127	F10+R10+L10	108	1800			C10-04CJS

Filter				supply pressure max. 21 bar, manual drain, bowl capacity 0.11 l			F504-S/F10-S	
40	108	94	Polypropylen	23	380	20	G¼	F504-02DHS
			Polypropylen	20	340	5		F504-02DGS
			Coalescing	15	250	0.3		F501-02DHS
60	132	127	Polypropylen	114	1900	40	G½	F10-04DJS
			Polypropylen	102	1700	5		F10-04DGS
			Coalescing	58	960	0.3		F11-04DJS

Lubricator				supply pressure max. 21 bar, bowl capacity 0.11 l			L10-S
60	173	127		180	3000	G½	L10-04DS



C11-04CJS



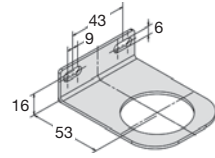
C10-04CJS



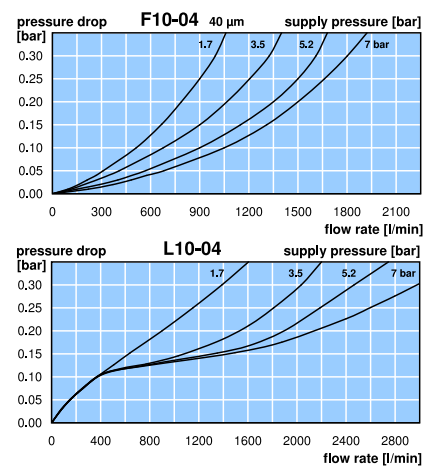
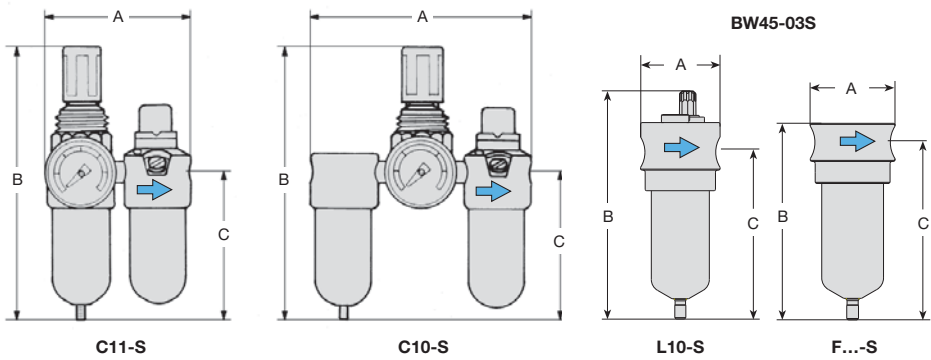
L10-S F504-S

Special options, add the appropriate letter				
bowl with sight glass	max. 17 bar,	up to 70 °C / 158 °C	for C1. and F1.	. 1 . -04 . . . W
NPT	connection thread		 N
automatic drain	SA10MDSS, max. 12 bar		for C1. and F1.	. 1 . -04 . . . R

Accessories		
mounting bracket	for C1.	BW45-03S
mounting nut	for C1.	M45x1,5S



BW45-03S



*1 at 7 bar supply pressure, 6 bar outlet pressure and 0.33 bar pressure drop or 1 bar pressure drop at C10/C11

Further details: see chapter for single devices
Spare parts: see separate spare parts list

PDF CAD
www.aircom.net

Order example:
C11-04CJS